

## Pattern template assembly instructions:

1. Print the following pages at 100% (do not enlarge or reduce):

Small - pages 2-4

Medium - pages 2-5

Large - pages 1-6

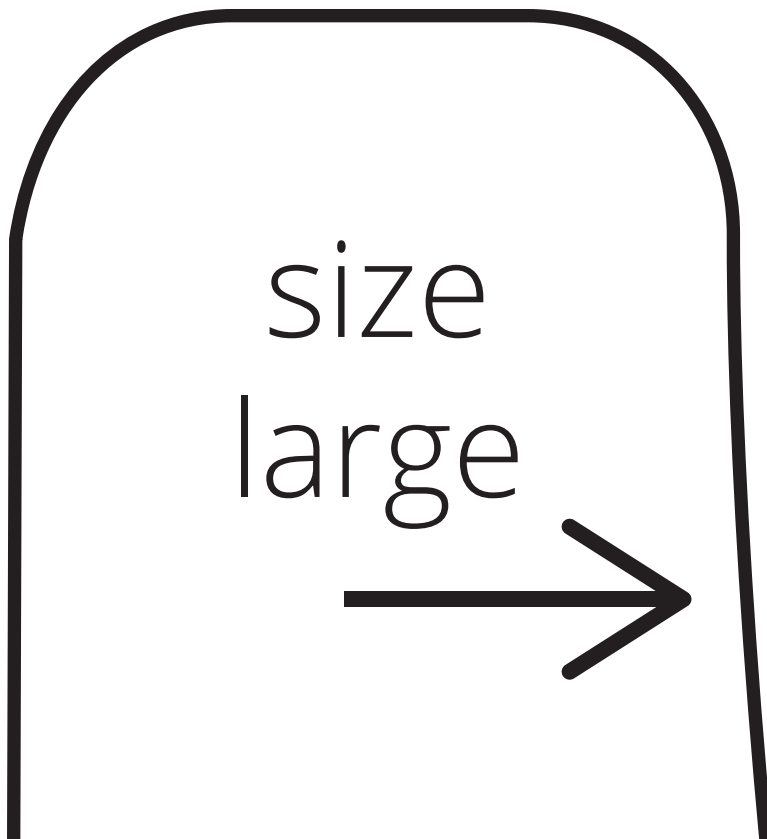
2. Trim the edges of a few pages so that you can match up the template lines exactly (no overlap). Tape the pages together.



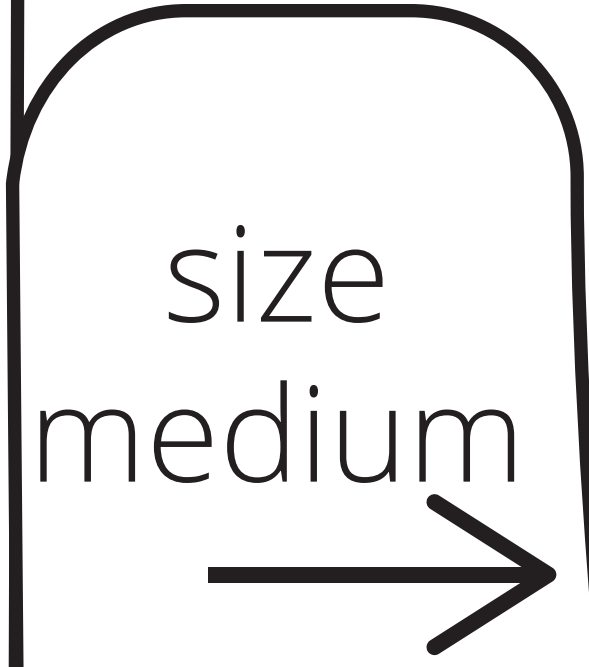
3. Cut out the template for your desired size. Approximate template dimensions:

Small - 15" x 15"

Medium - 19" x 19"

Large - 25" x 25"





size  
small



# Dog Bandana Pattern Template

*SewCANShe.com*



